

REPEETE

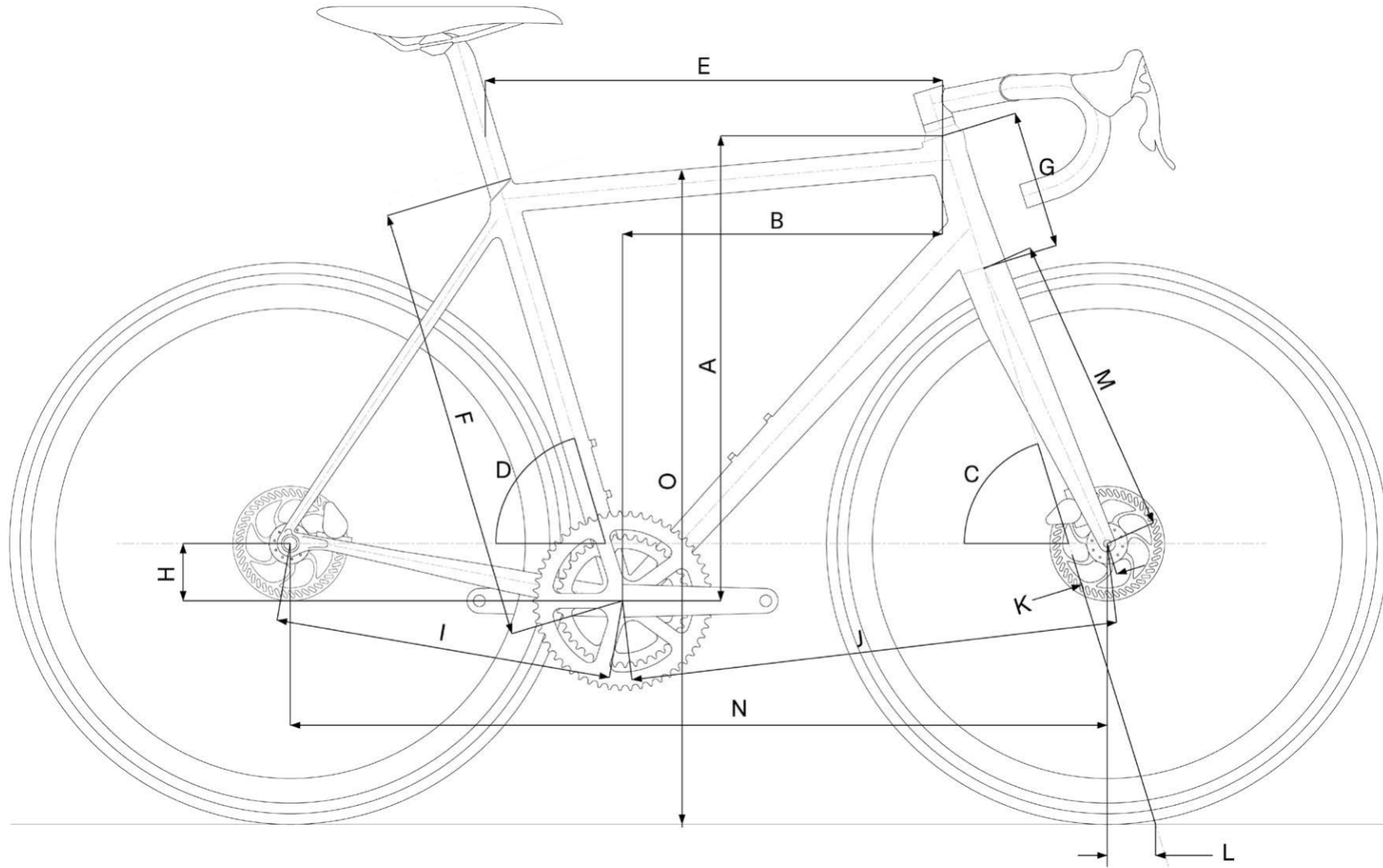
Technical Specifications and Geometry

R 3

REASON



R3: Reason (Road) Geometry



R3: Reason (Road) Geometry

| | | 50 | 52 | 54 | 56 | 58 | 60 |
|---|-------------------------|------|------|------|------|------|-------|
| A | Stack [mm] | 511 | 530 | 549 | 568 | 587 | 606 |
| B | Reach [mm] | 367 | 375 | 383 | 391 | 399 | 407 |
| C | Head Tube Angle [°] | 70,5 | 71,5 | 72,5 | 72,8 | 72,8 | 73,0 |
| D | Seat Tube Angle [°] | 73,5 | 73,6 | 73,7 | 73,8 | 73,9 | 73,10 |
| E | Effective Top Tube [mm] | 518 | 532 | 546 | 559 | 573 | 587 |
| F | Seat Tube C-T [mm] | 448 | 472 | 502 | 524 | 542 | 562 |
| G | Head Tube [mm] | 118 | 134 | 150 | 169 | 189 | 208 |
| H | BB Drop [mm] | 70 | 70 | 70 | 70 | 70 | 70 |
| I | Rear center [mm] | 410 | 410 | 410 | 410 | 410 | 410 |
| J | Front center [mm] | 575 | 581 | 585 | 596 | 610 | 622 |
| K | Fork Rake [mm] | 43 | 43 | 43 | 43 | 43 | 43 |
| L | Trail [mm] | 74 | 66 | 60 | 59 | 59 | 58 |
| M | Fork Axle-Crown [mm] | 371 | 371 | 371 | 371 | 371 | 371 |
| N | Wheelbase [mm] | 977 | 982 | 987 | 998 | 1012 | 1024 |
| O | Standover [mm] | 746 | 762 | 781 | 804 | 822 | 841 |

R3: Reason (Road) Specification

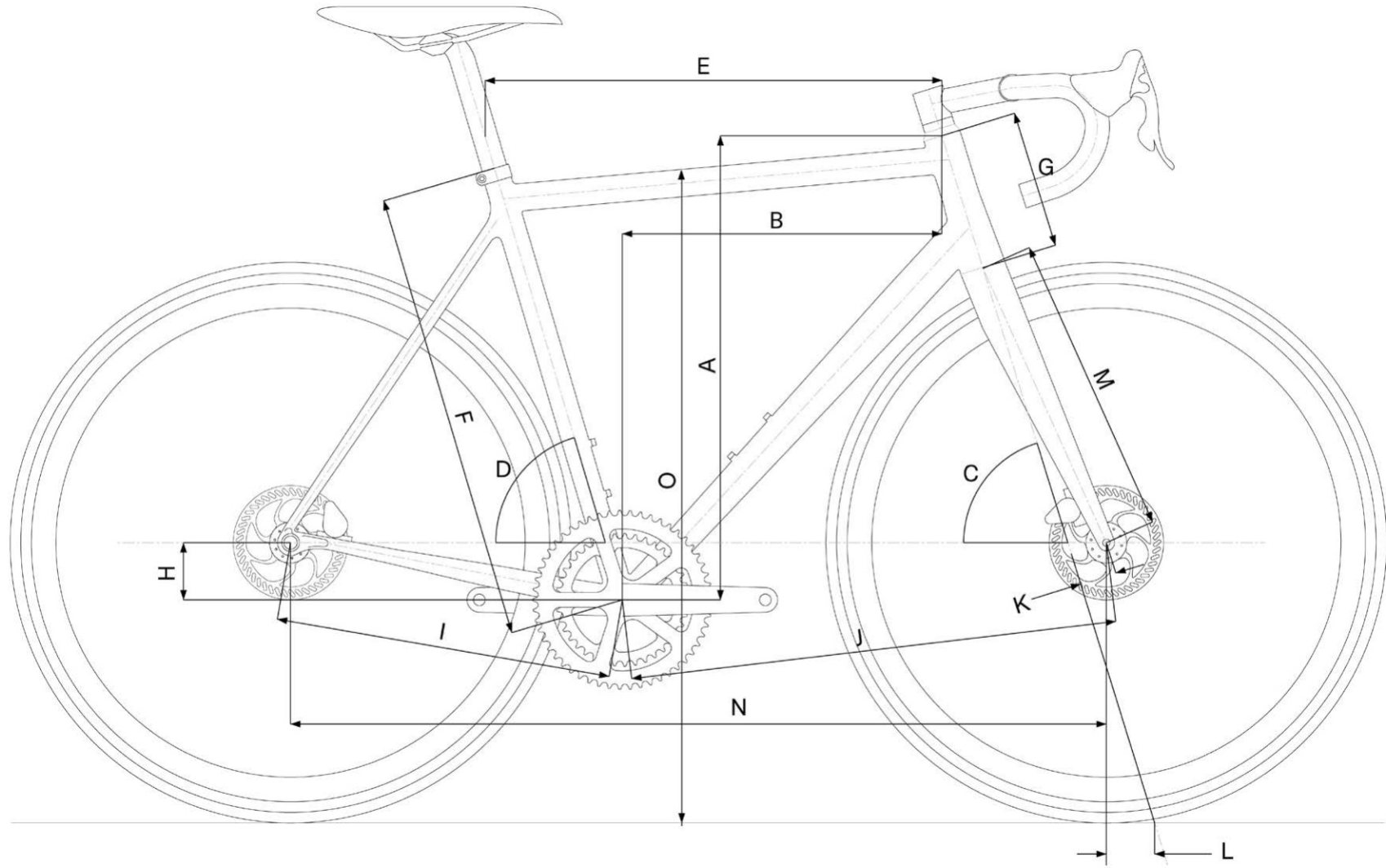
| | |
|--|--|
| Frame Material | Columbus Spirit HSS Steel |
| Fork | ENVE Road In-Route Fork 1 1/8" - 1 1/2" |
| Headset | IS52/28,6 - IS52/40 |
| Dropouts | Stainless Steel Dropouts Cast Flatmount |
| Head Tube | Tapered 1 1/8" - 1 1/2" |
| Bottom Bracket Shell | T47 - 68mm |
| Rear Dropouts Spacing | 142x12 M12x1 167,7mm Replaceable CNC Machined Inserts |
| Front Dropouts Spacing | 100x12 M12x1,5 E-thru |
| Max Rotor Size | Rear 160mm Front 160mm |
| Seatpost Diameter | 27,2mm |
| Seat Clamp Diameter | Integrated Stainless Steel Replaceable Bolt and Threaded Insert |
| Front Derailleur Clamp Diameter | Braze-on Version CNC Machined Replaceable |
| Maximum Tire Clearance | 700x35 |
| Cable Routing | Internal Routing Electronic Shifting Only eTap, EPS and Di2 Compatible |

R 2

REASON



R2: Reason (Road) Geometry



R2: Reason (Road) Geometry

| | | 50 | 52 | 54 | 56 | 58 | 60 |
|---|-------------------------|------|------|------|------|------|-------|
| A | Stack [mm] | 511 | 530 | 549 | 568 | 587 | 606 |
| B | Reach [mm] | 367 | 375 | 383 | 391 | 399 | 407 |
| C | Head Tube Angle [°] | 70,5 | 71,5 | 72,5 | 72,8 | 72,8 | 73,0 |
| D | Seat Tube Angle [°] | 73,5 | 73,6 | 73,7 | 73,8 | 73,9 | 73,10 |
| E | Effective Top Tube [mm] | 518 | 532 | 546 | 559 | 573 | 587 |
| F | Seat Tube C-T [mm] | 474 | 498 | 528 | 550 | 568 | 588 |
| G | Head Tube [mm] | 118 | 134 | 150 | 169 | 189 | 208 |
| H | BB Drop [mm] | 70 | 70 | 70 | 70 | 70 | 70 |
| I | Rear center [mm] | 412 | 412 | 412 | 412 | 412 | 412 |
| J | Front center [mm] | 575 | 581 | 585 | 596 | 610 | 622 |
| K | Fork Rake [mm] | 45 | 45 | 45 | 45 | 45 | 45 |
| L | Trail [mm] | 74 | 66 | 60 | 59 | 59 | 58 |
| M | Fork Axle-Crown [mm] | 368 | 368 | 368 | 368 | 368 | 368 |
| N | Wheelbase [mm] | 977 | 982 | 987 | 998 | 1012 | 1024 |
| O | Standover [mm] | 746 | 762 | 781 | 804 | 822 | 841 |

R2: Reason (Road) Specification

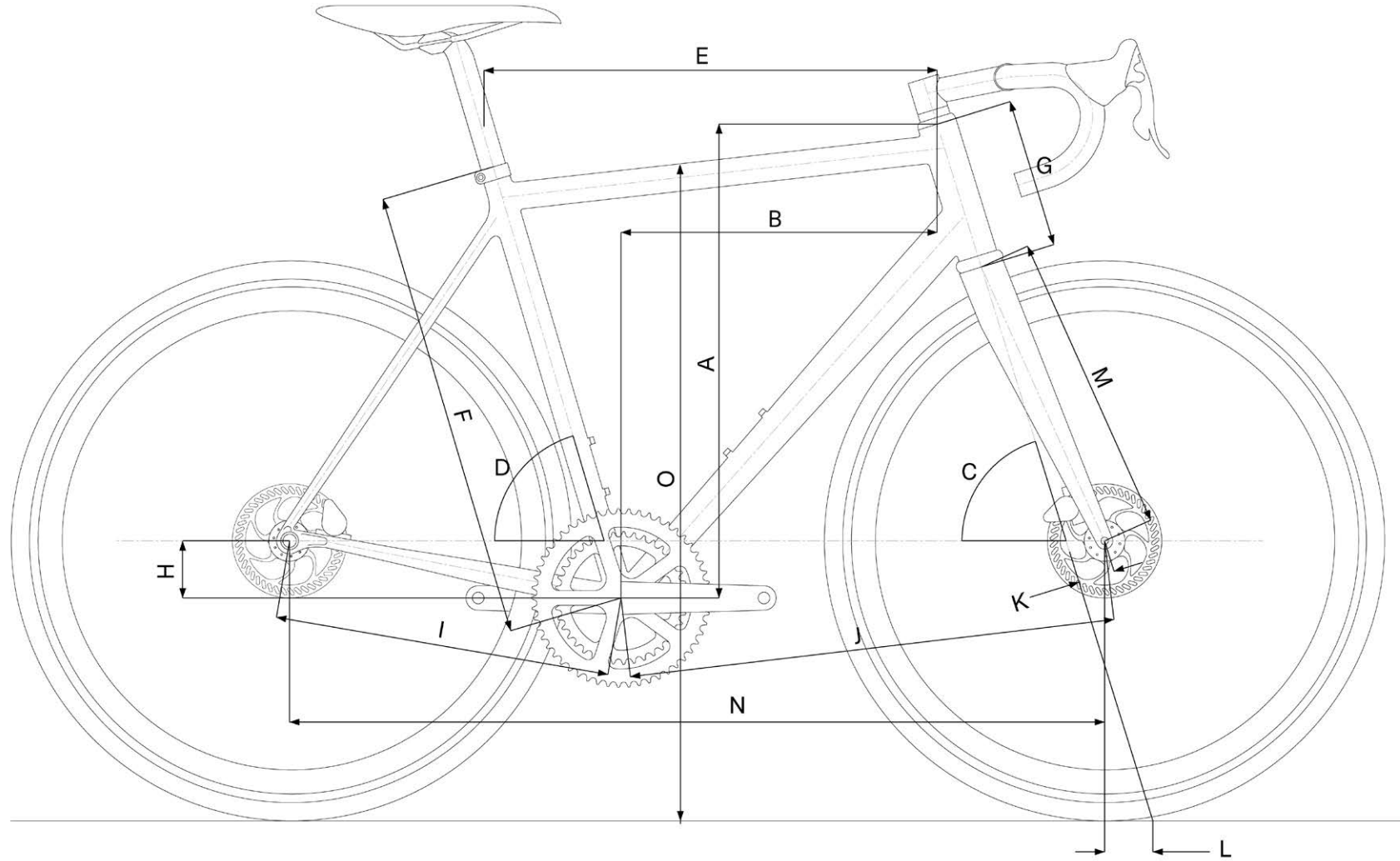
| | |
|--|---|
| Frame Material | Columbus Spirit HSS Steel |
| Fork | Columbus Futura Disc 1 1/8" - 1 1/2" 300mm Steerer |
| Headset | IS42/28,6 - IS52/40 |
| Dropouts | Stainless Steel Dropouts Cast Flatmount |
| Head Tube | Tapered 1 1/8" - 1 1/2" |
| Bottom Bracket Shell | T47 - 68mm |
| Rear Dropouts Spacing | 142x12 M12x1 167,7mm |
| Front Dropouts Spacing | 100x12 M12x1,5 E-thru |
| Max Rotor Size | Rear 160mm Front 160mm |
| Seatpost Diameter | 31,6mm |
| Seat Clamp Diameter | 34,9mm |
| Front Derailleur Clamp Diameter | 34,9mm |
| Maximum Tire Clearance | 700x28c |
| Cable Routing | Internal Routing Mechanical, EPS, Di2 and eTap Compatible |

G 2

V E R N E



G2: Verne (Gravel) Geometry



G2: Verne (Gravel) Geometry

| | | 50 | 52 | 54 | 56 | 58 | 60 |
|---|-------------------------|------|------|------|------|------|------|
| A | Stack [mm] | 528 | 547 | 566 | 585 | 604 | 623 |
| B | Reach [mm] | 363 | 371 | 379 | 387 | 395 | 403 |
| C | Head Tube Angle [°] | 70,0 | 71,0 | 72,0 | 72,5 | 72,5 | 72,5 |
| D | Seat Tube Angle [°] | 73,5 | 73,5 | 73,5 | 73,5 | 73,5 | 73,5 |
| E | Effective Top Tube [mm] | 519 | 533 | 547 | 560 | 574 | 588 |
| F | Seat Tube C-T [mm] | 456 | 484 | 518 | 544 | 558 | 580 |
| G | Head Tube [mm] | 110 | 126 | 142 | 160 | 180 | 198 |
| H | BB Drop [mm] | 72 | 72 | 72 | 72 | 72 | 72 |
| I | Rear center [mm] | 425 | 425 | 425 | 425 | 425 | 425 |
| J | Front center [mm] | 583 | 589 | 593 | 603 | 616 | 630 |
| K | Fork Rake [mm] | 47 | 47 | 47 | 47 | 47 | 47 |
| L | Trail [mm] | 75 | 69 | 63 | 60 | 60 | 60 |
| M | Fork Axle-Crown [mm] | 382 | 382 | 382 | 382 | 382 | 382 |
| N | Wheelbase [mm] | 998 | 1003 | 1008 | 1017 | 1031 | 1045 |
| O | Standover [mm] | 762 | 781 | 800 | 818 | 837 | 854 |

G2: Verne (Gravel) Specification

| | |
|--|---|
| Frame Material | Columbus Spirit HSS Steel |
| Fork | Columbus Futura Gravel 1 1/8" - 1 1/4" 300mm Steerer |
| Headset | ZS44/28,6 - EC44/33 |
| Dropouts | Stainless Steel Dropouts Cast Flatmount |
| Head Tube | 44mm |
| Bottom Bracket Shell | T47 - 68mm |
| Rear Dropouts Spacing | 142x12 M12x1 167,7mm Replaceable CNC Machined Inserts |
| Front Dropouts Spacing | 100x12 M12x1,5 E-thru |
| Max Rotor Size | Rear 160mm Front 160mm |
| Seatpost Diameter | 31,6mm |
| Seat Clamp Diameter | 34,9mm |
| Front Derailleur Clamp Diameter | 34,9mm |
| Maximum Tire Clearance | 700x40c 650x47c |
| Cable Routing | Internal Routing Mechanical, EPS, Di2 and eTap Compatible |